


S&T Program for Regional and Countryside Development


Outcome Indicators										
Quality : % increase in productivity generated	10%	10%	10%	20%	20%	20%	20%	20%	20%	10%
: % increase in employment generated	5%	5%	5%	5%	5%	5%	5%	5%	5%	
: % of clients who rate the assistance as satisfactory or better	100%	90%	97.5%	90%	90%	90%	90%	90%	90%	
Output Indicators										
Quantity 1: No. of Technology Intervention, Trainings & Consultancy Services	5,786	931	6,717	6,500	1,639	1,690	1,661	1,510	(217)	
Quantity 2: No. of MSMEs, LGUs, HEIs, communities and other institution assisted	2,333	159	2,492	950	236	289	251	174	(1,542)	
Quality : % of request for technical assistance that are acted upon within the ISO standard time	2083/2094 (99%)	90%	96.75%	90%	90%	90%	90%	90%	90%	


Prepared by :

In coordination with :

Approved by:


WILFREDO F. SIBAL
 Chief Science Research Specialist
 Planning Services Head/Planning Officer


EVANGELINE M. BAUTISTA / AGNES G. FELICIANO
 Financial Services Head/Budget Officer


JULIUS CAESAR V. SICAT, Ph.D.
 Agency Head/Regional Director

Date: 28 November 2017

Date: 28 November 2017

Date: 28 November 2017